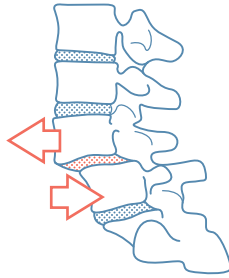


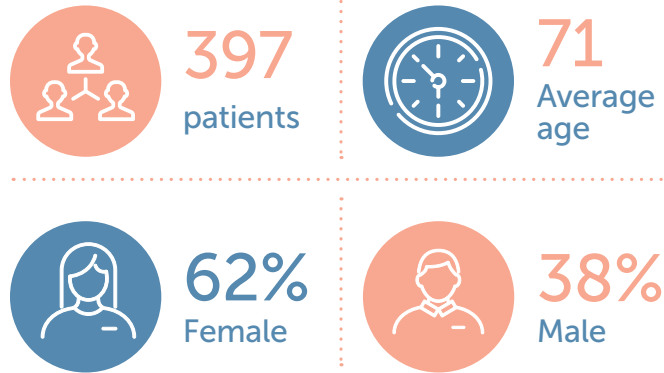
2025 Patient Outcomes

What is L4-L5 Degenerative Spondylolisthesis?

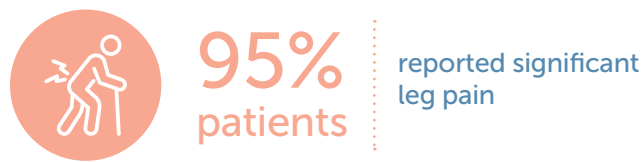
- ▶ Degenerative spondylolisthesis occurs when one lower back bone slips forward over the one beneath it. It occurs most commonly at L4/L5.
- ▶ It usually happens because of age-related wear and tear on the spinal discs and joints
- ▶ This may cause a narrowing of the spinal canal and press on nearby nerves.
- ▶ Most patients have surgery to relieve leg pain.



At a glance:



Main symptoms:



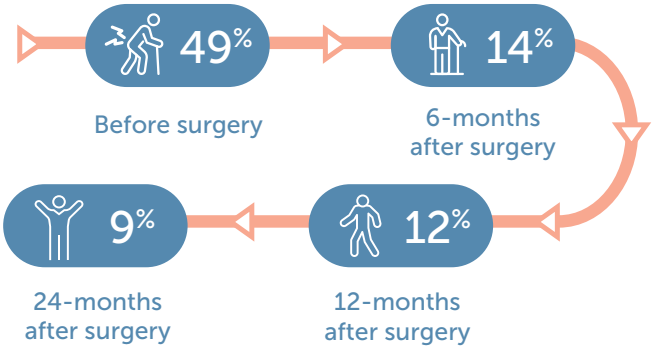
How we measure outcomes:

Oswestry Disability Index (ODI):



The ODI questionnaire measures how much back or leg pain limits a person's ability to perform daily activities.

Fewer patients with severe disability after surgery



Patients reported fewer difficulties with everyday activities — like walking, standing, lifting, and socialising after surgery.

EQ-5D-3L:



The questionnaire measures quality of life and a Visual Analogue Scale identifies the way in which patients perceive their general health.



Reported some or extreme mobility problems

Visual Analogue Scales:



The EQ-VAS measures the way in which patients perceive their general health at a given time point out of 100. The higher the score, the better patients feel.



Average patient scores improved after surgery

